
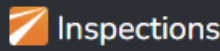


Observations and Evaluation

The final step is to give your evaluation of the Contamination Level.

If the Contamination Level is Level 1 or above you must include an image, Comments and the Action Taken fields.



New Inspection

Step 4: Observations

Contamination Level

Level 0 Level 1 Level 2 Level 3

Comments

Action Taken


You must enter Action Taken if the Contamination Level is greater than 0

Save Inspection

Once all the required data is complete the "Save Inspection" button will appear.

You can use the Next / Back buttons if you want to change anything on the previous pages.

Contamination Level



Comments

Minor contamination

Action Taken

None at this time

Save Inspection

Back

Next

You will see this view when the Inspection is saved correctly.

Click on "Start New Inspection" to start over with a new Location.

Inspection saved successfully

Start New Inspection

Back

Next

Revision #1

Created 30 July 2025 09:16:24 by Simon Gilhooly

Updated 30 July 2025 09:29:20 by Simon Gilhooly